

**LWAX**  
MCTP



LWAX-SM



LWAX-SM-WH




LWAX-MD



in white  
Quick Ship Available



LWAX-LG



Optional Posts for LWA-12W



Shown with Optional Shroud

**TECHNICAL SPECIFICATIONS:**


- :: Full cutoff, dark sky compliant
- :: Die-cast aluminum with powder coat finish (Dark Bronze)
- :: Multi CCT and Power (Switches are inside fixture)
- :: Philips Lumileds Lexeon 3030 high flux LED
- :: Polycarbonate Optic Lens
- :: Voltage: 120-277V
- :: Includes mounting hardware
- :: High Light Transmittance, Anti-UV and Fire Resistant Shatterproof PC Lens
- :: CRI: >80
- :: Power Factor: 95%
- :: Operating Temp: -4°F to 104°F
- :: 70,000 hour rated life
- :: 7-year warranty
- :: Suitable for Wet Locations, IP54

**APPLICATIONS:**

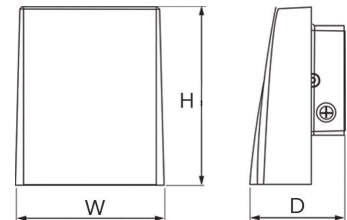
- :: Ideal for general site lighting, alleys, loading docks, doorway, pathway and parking areas.
- :: Replace existing HID flood lights/ wall packs
- :: Great for use with motion sensors or other instant on/off controls



PHILIPS LUMILEDS



- OPTIONS**
- PHOTOCELL
  - MOTION SENSOR
  - BATTERY BACKUP
  - FIXTURE COLOR



**POWER & CCT-ADJUSTABLE WALL PACK**

CATALOG NO.	WATTS	LPW	COLOR TEMP	DIMENSIONS
LWAX-SM-12W-30K	12W	130LM/W	3000K	5" (W) x 6" (H) x 4" (D)
LWAX-SM-12W-40K	12W	130LM/W	4000K	5" (W) x 6" (H) x 4" (D)
LWAX-SM-12W-50K	12W	130LM/W	5000K	5" (W) x 6" (H) x 4" (D)
LWAX-SM-12W-30K-WH	12W	130LM/W	3000K	5" (W) x 6" (H) x 4" (D)
LWAX-SM-12W-50K-WH	12W	130LM/W	5000K	5" (W) x 6" (H) x 4" (D)
LWAX-MD-30W-30K	30W	130LM/W	3000K	7 3/5" (W) x 9" (H) x 4 1/2" (D)
LWAX-MD-30W-40K	30W	130LM/W	4000K	7 3/5" (W) x 9" (H) x 4 1/2" (D)
LWAX-MD-30W-50K	30W	130LM/W	5000K	7 3/5" (W) x 9" (H) x 4 1/2" (D)
LWAX-MD-20-50W-MCTP	20W/ 30W/ 40W/ 50W	130LM/W	3000K/ 4000K/ 5000K/ 5700K	11" (W) x 13" (H) x 6" (D)
LWAX-LG-50-120W-MCTP	50W/ 80W/ 100W/120W	130LM/W	3000K/ 4000K/ 5000K/ 5700K	11" (W) x 13" (H) x 6" (D)